

Market Release

17 March 2020

Due to COVID-19, special meeting to add “virtual” attendance capability

On 28 February 2020, Vital Healthcare Property Trust (Vital) released a Notice of a Special Meeting of Vital unitholders to be held on 31 March 2020 to consider a proposal to facilitate a foreign exempt listing on the ASX.

In light of recent public health recommendations relating to the spread of COVID-19, particularly limiting large gatherings of people, Vital’s unit register operator, Computershare, is implementing processes to allow unitholders to participate virtually in the Special Meeting.

Unitholders will be able to view presentations, ask questions and cast their vote from their own computers or similar devices so that unitholders can participate fully in the meeting regardless of how they choose to participate.

Details of how to participate “virtually” are provided in the following Virtual Meeting Guide, with instructions for accessing the virtual meeting either online or by downloading a free app. Unitholders are encouraged to review this guide and download the app prior to the Special Meeting. For any assistance with the online process, Unitholders may contact Computershare on +64 9 488 8777 between 8.30am—5.00pm Monday to Friday.

All other meeting details (including the ability to appoint or vote by proxy) have not changed, and unitholders are still able to attend in person if that is their preference.

- ENDS -

ENQUIRIES

Aaron Hockly, Fund Manager, Vital
NorthWest Healthcare Properties Management Ltd, Phone +64 9 973 7301, Email aaron.hockly@nwhreit.com

Michael Groth, Chief Financial Officer
NorthWest Healthcare Properties Management Ltd, Tel +61 3 8609 8421, Email michael.groth@nwhreit.com

Jason Kepecs, Director, Investments & Investor Relations
NorthWest Healthcare Properties Management Ltd, Tel +64 9 973 7303, Email jason.kepecs@nwhreit.com



MEETING ID
360-423-505

VIRTUAL MEETING GUIDE 2020

GETTING STARTED

Virtual meetings are accessible on both desktop and mobile devices. In order to participate remotely you will need to either:

- > Download Lumi AGM from the App Store or Google Play Stores for free—search for **Lumi AGM**; or
- > Visit **web.lumiagm.com** on your desktop or mobile device. Ensure that your browser is compatible—Lumi AGM supports the latest versions of Chrome, Safari, Internet Explorer, Edge and Firefox.
- > If you have any questions, or need assistance with the online process, please contact Computershare on +64 9 488 8777 between 8.30am–5.00pm Monday to Friday.

Unitholders are encouraged to download the app prior to the Special Meeting.

LOGGING IN

To log in, you must have the following information (which can be found on your Unitholders' Voting and Proxy Form) or you can login as a guest if you are not a unitholder in Vital; however, you will not be able to ask any questions or vote.

NEW ZEALAND RESIDENTS

Username (CSN or Holder number) and Password (postcode).

OVERSEAS RESIDENTS

Username (CSN or Holder Number); and Password (three-character ISO3 country code) e.g. AUS is the ISO3 code for Australia.

APPOINTED PROXIES

A username and password will be provided prior to the meeting.

If you have not received your username and password, please contact Computershare on +64 9 488 8777 between 8.30am–5.00pm Monday to Friday.

USING LUMI AGM


ACCESSING THE VIRTUAL MEETING

Once you have downloaded Lumi AGM or entered **web.lumiagm.com** into your internet browser, you'll be prompted to enter the Meeting ID and accept the terms and conditions.


You will then be required to enter your:

- > username (CSN or Holder number);
- > password (postcode, or country code for overseas residents)


NAVIGATING LUMI AGM

When successfully authenticated, the info screen will display. 

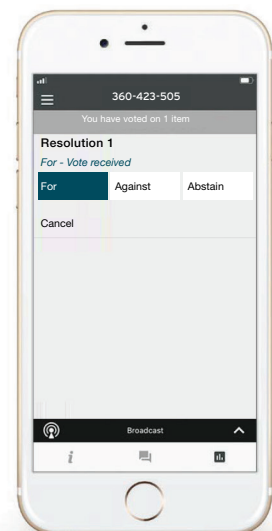
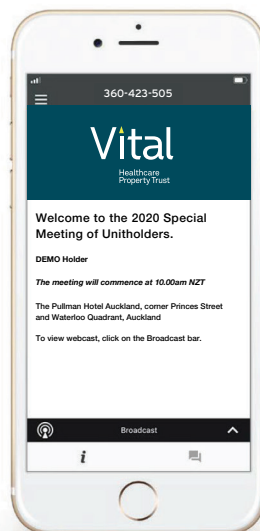
You can view meeting information, ask questions and watch the webcast.

If you would like to watch the webcast, press the broadcast icon  at the bottom of the screen.

VOTING IN LUMI AGM

Once the poll has been opened,  will appear on the navigation bar at the bottom of the screen—from here, the resolution and voting choices will be displayed.


To vote, simply select your voting direction from the options shown on screen. To change your vote, simply select another direction—you can cancel your vote by clicking 'Cancel'.






MEETING ID
360-423-505

VIEWING COMPANY DOCUMENTS

Links to the Notice of Meeting and Virtual Meeting Guide are present on the info screen. 

When you click on a link, the selected document will open in your browser.

ASKING QUESTIONS


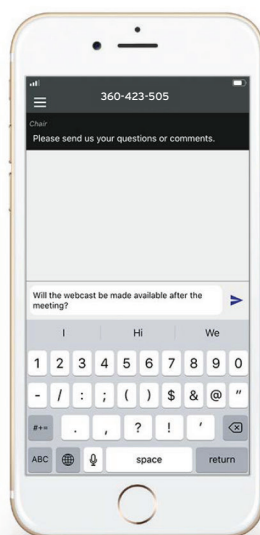
Any unitholder or appointed proxy/ representative attending the meeting is eligible to ask questions. If you would like to ask a question, select  then type and submit your question. It will be sent to the board for an answer.

Please note that not all questions may be able to be answered during the meeting. In this case, questions will be followed up by email after the meeting.

WATCHING THE WEBCAST

To watch the webcast, click the black broadcast bar on screen.

The video and/or slides will appear shortly after (dependent on the speed of your internet connection).



Remote entry to the special meeting will open at 9.45AM NZT
on Tuesday 31 March 2020

VOTING AT A GLANCE

STEP 1

Open Lumi AGM and enter the Meeting ID shown in top right corner

STEP 2

Enter your username and password (CSN/Holder Number and postcode)

STEP 3

When the poll is opened, click  and select your desired voting direction